

## Features

AAMA Rated at SGD-LC25  
Full miter Welded Frame and Sash  
5 1/2" Frame Depth  
3/4" Glazing Standard  
4 5/8" Extruded Stile And Rails  
Door is Reversible in the Field  
Available in White or Desert sand  
Multiple Handle Options  
Tandem Adjustable Rollers

### Options:

Flat or Sculptured Grids  
Leaded Glass  
V-Groove Glass  
V-lite Glass



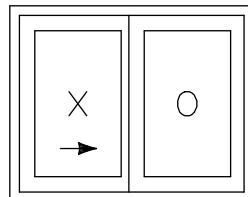
## French Sliding Door

The Majestic Series 5700 French Door features a beautiful 4 5/8" rail to impart a stile and rail appearance. This series offers the same premier features as the Majestic 5900 Series except that wide rail panels are used. Create the perfect passage way between the home and patio, courtyard or veranda. Our even sight lines enable you to maintain the beauty and crystal clarity for your vinyl door from inside your home. This door incorporates removable panels allowing for reversibility in the field. This elegant vinyl door is available in multiple frame options designed to meet every installation requirement.

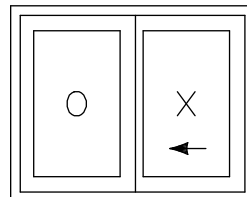
*Ask your Architectural Representative for more information.*



2 PANEL DOORS

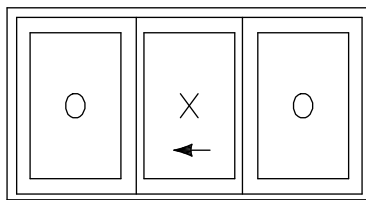


XO

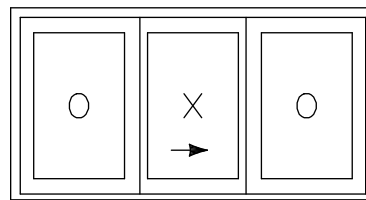


OX

3 PANEL DOORS

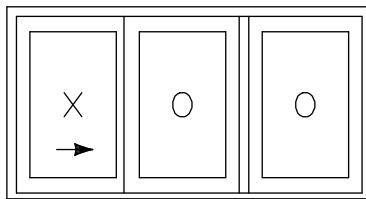


OXOL

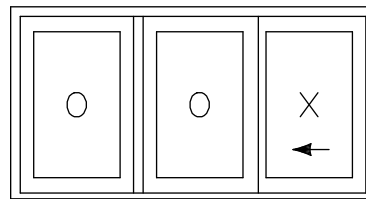


OXOR

Configuration

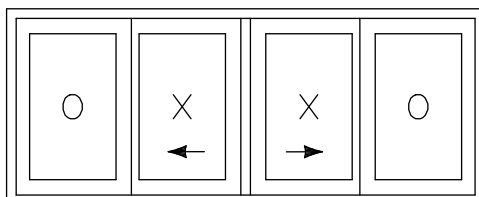


XOO

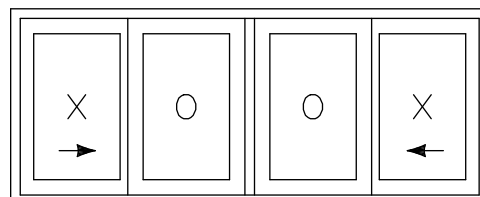


OOX

4 PANEL DOORS



OXXO



XOOX

## Glazing Materials

Our insulating glass units are manufactured using PPG's patented INTERCEPT® warm edge technology. This process incorporates a thin metallic spacer between the glass panes that results in a higher energy performance, especially around the perimeter of the glass, giving it a "warmer edge." We also utilize HB Fuller's Thermo Seal® hot melt butyl, which has a very low MVTR and has been tested to exceed the performance requirements for CBA level under ASTM E773/E774.

## Nail-on Fin

IWC uses a 1" nail-on fin that is pre-punched for easy installation. Fin set backs are available in 1 3/8" for use with power wall stucco systems and 1" for conventional three coat systems.

## Vent Panels

Our vent panels have self tightening interlocks that lock with the fixed panel to create a tight seal against air and water.

## Roller Assemblies

## Locking Mechanism

## Weatherstripping

IWC uses finseal woolpile weatherstrip around the full perimeter of the panels to ensure an unbroken seal against the weather.

## Screens

Screens are made of rigid aluminum and solid plastic corner pieces. All screens frames match the color of the frame. Plastic pulls are located on the inside of the screen for screen removal. The screen material is a strong fiberglass mesh that is durable and easy to replace.

## Royal Technology™

All IWC windows feature only Royal Dura Technology™ premium extrusion. Royal Technologies is North America's leader in custom profile extrusion and has been an innovator in the profile extrusion industry since 1970. This attribute gives us the advantage by insuring that our products outperform in reliability and performance.

## Options

Glass- Let your imagination be your guide with our multitude of glass possibilities. If you have a question, feel free to contact your architectural representative anytime. We're here to help! Grids are available in flat and sculptured and may be used in a variety of designs.