

Features

AAMA Rated (R20 Up to C40)
Various Geometric Patterns Available
1" Dual Glazing
2 3/4" Frame Depth
Drop-in / Outside Glazed
Exterior Extruded Stop
No Exposed Screws
Exterior Weep Holes

Options:

Sculptured Grids
Flat Grids
Leaded Glass
V-Groove Glass

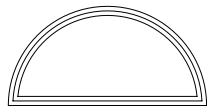


Picture Window

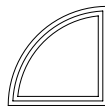
Versatility to meet both residential and commercial specifications is achieved with the C-40 AAMA Rating of the Ambassador Picture windows. Exterior extruded stops are engineered to eliminate unsightly fasteners to the exterior. Picture windows use 1" glazing standard. Our roll-in glazing vinyl eliminates exposed fasteners. F-40 commercial rating on all picture windows is standard.

Ask your Architectural Representative for more information.

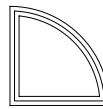




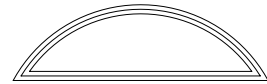
HC1R



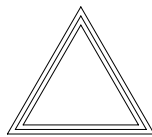
LQC1R



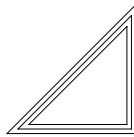
RQC1R



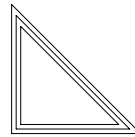
EYE



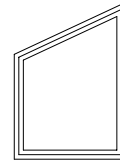
TRI



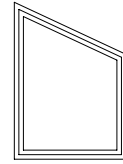
TR1L



TR1R

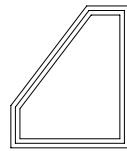


RAKL

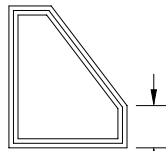


RAKR

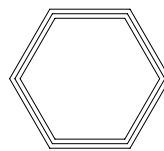
[Configuration]



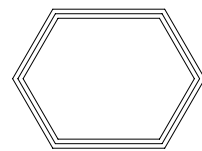
RAKLM



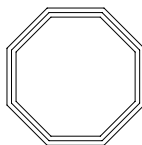
RAKRM



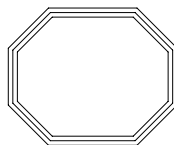
HEX



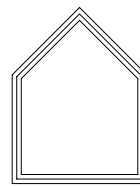
HEXM



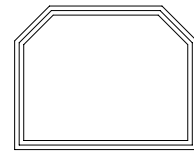
OCT



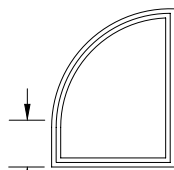
OCTM



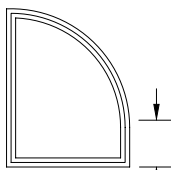
DOG



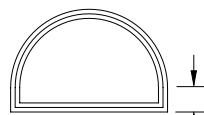
DOGF



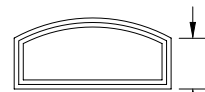
LQC1RX



RQC1RX



HC1RX



EYEX

Glazing Materials

metallic spacer between the glass panes that results in a higher energy performance, especially around the perimeter of the glass, giving it a “warmer edge.” We also utilize HB Fuller’s Thermo Seal® hot melt butyl, which has a very low MVTR and has been tested to exceed the performance requirements for CBA level under ASTM E773/E774.

Nail-on Fin

The 1 3/8” fin set back is ideal for use with power wall stucco systems.

Weeping

IWC utilizes a weep door that allows moisture to escape and helps to prevent dust from being blown back into the window.

Ambassador ThermoTech™ Design



The Ambassador Series, which features our innovative new ThermoTech™ design, is a high performance aluminum window that meets the Energy Star requirements in all climate zones. Need multi-colors? Look no further. The dual design of the extrusions allows you to mix earth tones on the outside with neutral colors in the inside. When energy efficiency is a priority or requirement, the Ambassador Series can meet these demands at a price that won’t break your budget.

Options

Glass- Let your imagination be your guide with our multitude of glass possibilities. If you have a question, feel free to contact your architectural representative anytime. We’re here to help! Grids are available in flat and sculptured and may be used in a variety of designs.



Flat Grid Design



Sculptured Grid Design

