

Features

AAMA Rated at SGD-R20
5 1/2" Frame Depth
3/4" Glazing Standard
Roll Form Steel Screen
Door is Reversible in the Field
Deluxe Wood Handle
Adjustable Rollers

Options:

Flat or Sculptured Grids
Leaded Glass
V-Groove Glass
V-lite Glass



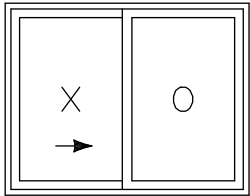
Sliding Door

Available The Builder Series 6800 Sliding Glass Door offers homeowners a competitively priced alternative. These sliding glass doors are offered in a wide variety of styles and sizes. This series is an energy efficient, low maintenance product that meets or exceeds today's strict energy requirements. All panels are glazed using 3/4" INTERCEPT® tempered safety glass. The Builder Series is available in both nail on and retro-fit frames for ease of installation and offers a beautiful wood handle and roll form steel screen.

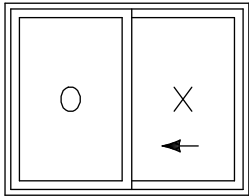
Ask your Architectural Representative for more information.



2 PANEL DOORS



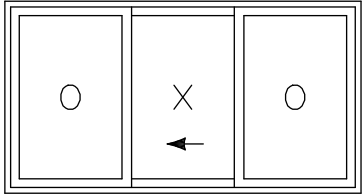
XO



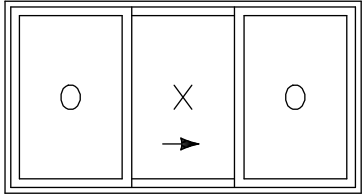
OX

3 PANEL DOORS

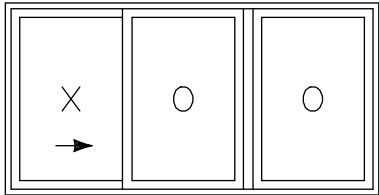
[Configuration]



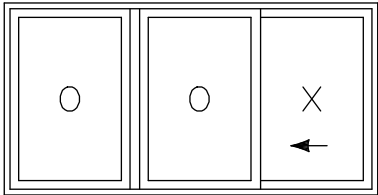
OXOL



OXOR

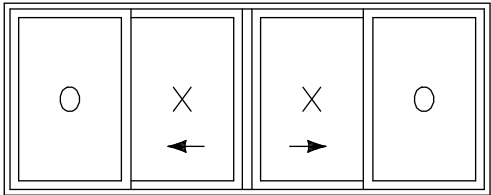


XOO

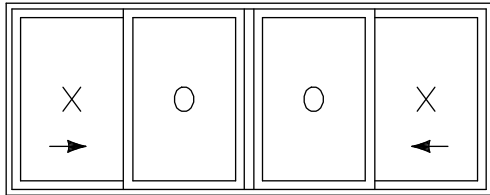


OOX

4 PANEL DOORS



OXXO



XOOX

Glazing Materials

Our insulating glass units are manufactured using PPG's patented INTERCEPT® warm edge technology. This process incorporates a thin metallic spacer between the glass panes that results in a higher energy performance, especially around the perimeter of the glass, giving it a "warmer edge." We also utilize HB Fuller's Thermo Seal® hot melt butyl, which has a very low MVTR and has been tested to exceed the performance requirements for CBA level under ASTM E773/E774.

Nail-on Fin

IWC uses a 1" nail-on fin that is pre-punched for easy installation. Fin set backs are available in 1 3/8" for use with power wall stucco systems and 1" for conventional three coat systems.

Weeping

IWC utilizes a weep door that allows moisture to escape and helps to prevent dust from being blown back into the door.

Vent Panels

Our vent panels have self tightening interlocks that lock with the fixed panel to create a tight seal against air and water.

Weatherstripping

IWC uses finseal woolpile weatherstrip around the full perimeter of the panels to ensure an unbroken seal against the weather.

Options

Glass- Let your imagination be your guide with our multitude of glass possibilities. If you have a question, feel free to contact your architectural representative anytime. We're here to help! Grids are available in flat and sculptured and may be used in a variety of designs.